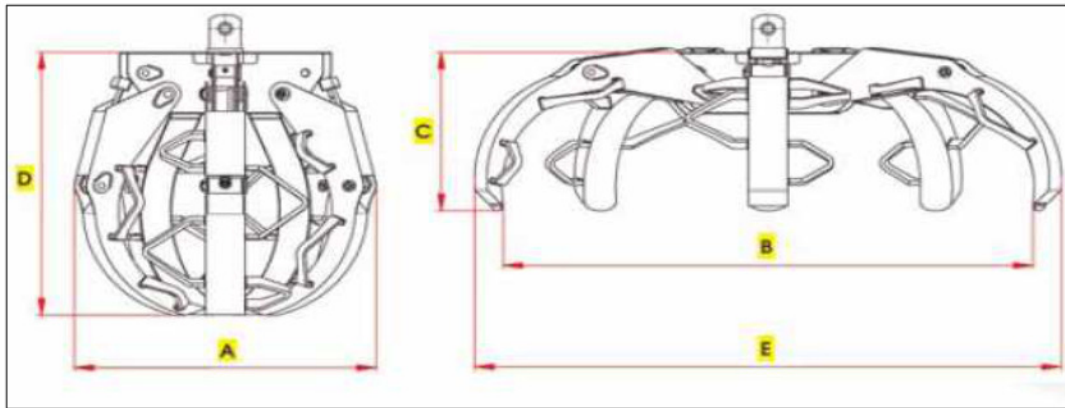




# PLOT



Benna a polipo per la raccolta di legna da ardere  
 Polyp Grapple for handling firewood and sawn timber  
 Grappin pour reprise de bois de chauffage  
 Mehrschalengreifer für Brennholz  
 Pulpos para la toma de leña de arder  
 Грейферный для дров



Modello Type	Denti Teeth n°	Capacità Capacity Lt.	Peso Weight Kg	Pressione Pressure max. bar	 		* Portata gru a braccio sfilato * Load cap. at boom's edge * Charge en bout de flèche * Lastspitze * Carga en punta	** Peso escavatore ** Excavator weight ** Poids de la pelle ** Bagger- gewicht ** Peso excavadora	
					Kg *	Tons **			
PLOT 120/5	5	120	130	250	250-500	1,5-3			
PLOT 285/5	5	285	220	250	500-1100	3-6			
Modello Type	A	B	C	D	E	F x L			
	mm.								
PLOT 120/5	780	1400	500	780	1520	25 x 30			
PLOT 285/5	950	1805	645	1100	1930	30 x 40			

I dati tecnici possono essere variati senza preavviso  
 Technical data can be revised without prior notice

